


We have added few great features in our website. Please read the document carefully to aware from it.

1. Login by click on top Login button first.

Your member id of smarika book is your username and your mobile number is your password. In case, if you haven't provided your mobile number then 12345 will be your password.



2. Change your password and update email id. Your password is almost open for all so you must have to change it. If you will forget your password in future then you can retrieve it by pressing forget password, it will ask your email id. Insert your email and click submit, you will receive your login information in your inbox.

**Login Panel**

Username :

Password :

[Forget Password ?](#)


Email Address :

3. You can modify your personal profile including everything from name to family member details etc by click on edit button on particular subject.

Profile

Transaction History Edit Profile

Main Member Detail


Reg. Date	2017-03-25
Marital Status	Maried
	
Gender	Male
Occupation	Transport

Family Member

Edit Family

4. You can get detail information of specific members by login and you can get benefit of our matrimonial form by login. Only login member with correct user id and password can access this field.

View More



मेम्बरशिप फोर्म वैवाहिक फोर्म गेलरी संपर्क

- You can find specific member details by member id, surname, first name and gotra. It is available in every page of our website.

The screenshot shows the 'Member List' search interface. At the top, there is a navigation bar with links in Hindi: होम, परिचय, कार्यकारिणी, सदस्यता सूची, मेम्बरशिप फॉर्म, वैवाहिक फॉर्म, गेलरी, and संपर्क. Below this is the 'Member List' section. It features a search bar with the text 'Search Member Detail' and a magnifying glass icon. To the right of the search bar is a text input field labeled 'Enter Text Here' and two buttons: 'Search' and 'Reset'. A dropdown menu is open under the search bar, showing 'Select Search By' with options: Member No., First Name, Surname, and Gotra. Below the search bar is a table with columns: Member No., Name, Address, Native Address, Mobile No., and View More.

- Must update your mobile number, email id and password, address for all future communication if changed. After change detail click on update button.

The screenshot shows the user profile update form. It includes the following fields: Email*, Resi. Add*, Resi. City* (Ahmedabad), Resi. State* (Gujarat), Phone*, Password*, Photo* (with a 'Choose File' button and a file name '2a6deedfb40d137a1c99a91f592f7109.png'), Occupation* (Transport), Native Add*, Native Tehsil* (Mirzapur), Native District* (Mirzapur), Native State* (UP), Mobile*, and Confirm Password*. Red arrows point to the fields for Email, Resi. Add, Phone, Password, Mobile, and Confirm Password.

- We have provided facility for all new future members registration online. Click on "membership form", fill your details. Click on "Cash payment" if you have paid your fees to office physically or click on online payment for online payment options. Online payment is under legal process and you'll be informed once it done.
- Inform us after registration so we can approve your membership. You can write a special note of physical payment details in "Suggestion Text box" as well.



होम	परिचय	कार्यकारिणी	सदस्यता सूची	मेम्बरशिप फोर्म	वैवाहिक फोर्म	गेलरी	संपर्क
-----	-------	-------------	--------------	-----------------	---------------	-------	--------

Search Member Detail Select Search By Enter Text Here

Membership Form

* Indicates Mandatory Fields.

1. How can you help UBBS?

- A. By Active Participation
- B. By Strengthening membership
- C. By Capacity to increase finance
- D. By New ideas for empowering unity of UBBS

Please write your suggestions:

Note ::

- Kindly fill family details yourself
- If there is any change in future, you can change yourself by you and password.
- Life Time Registration Fees is Rs. 501/- where Cheque/DD or mo favor of "UTTAR BHARTIYA BRAHMA SAMAJ" is submitted ir registration is found complete.
- Your Member Login Details Sent on Your Mail-ID after fill up form

You have to Pay

Cash Payment

Online Payment

9. We have developed our UBBS matrimonial mobile app too for marriage purpose. Android users get benefit by downloading it from Google play store at https://play.google.com/store/apps/details?id=com.thebridgecode.ubbs_matrimonial&hl=en

Our android app is totally free for use. Your use id and password will same for web portal and mobile app both. You must have to update your email id from our website to enable mobile app login access.

10. If you're facing any problem then please get in touch with us at ubbsahmedabad@gmail.com, surendrapmishra@gmail.com, 9979883692.